

1 | 2 | 3 | 4

A

B

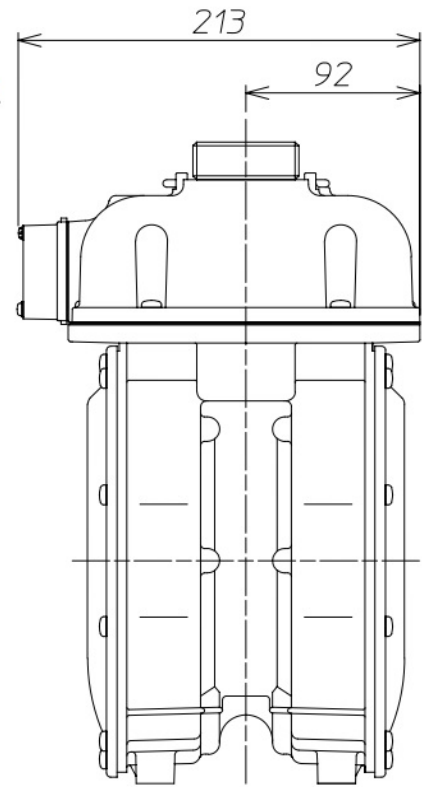
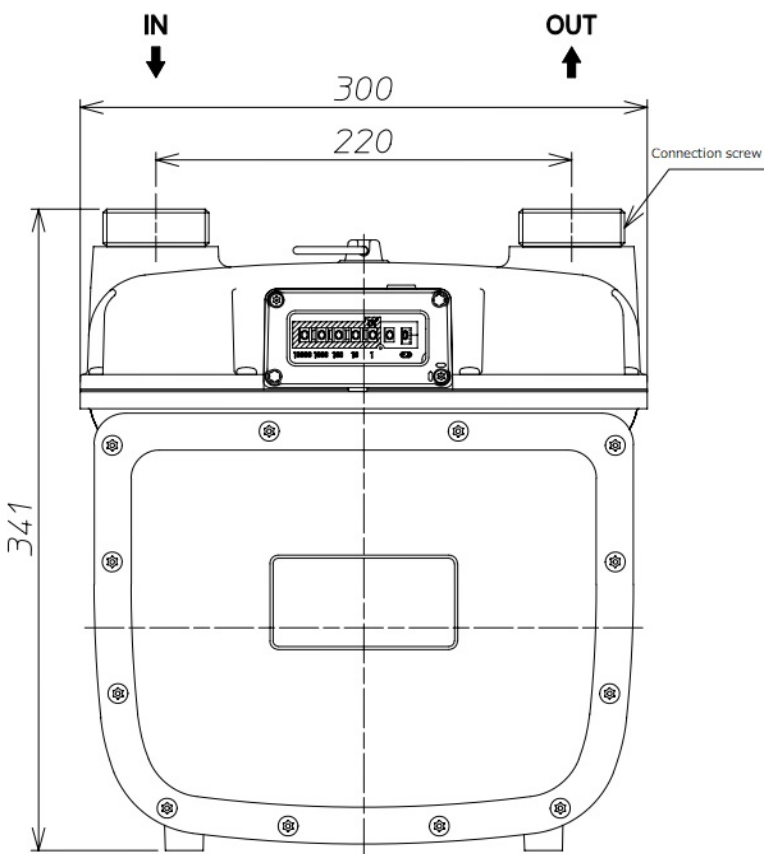
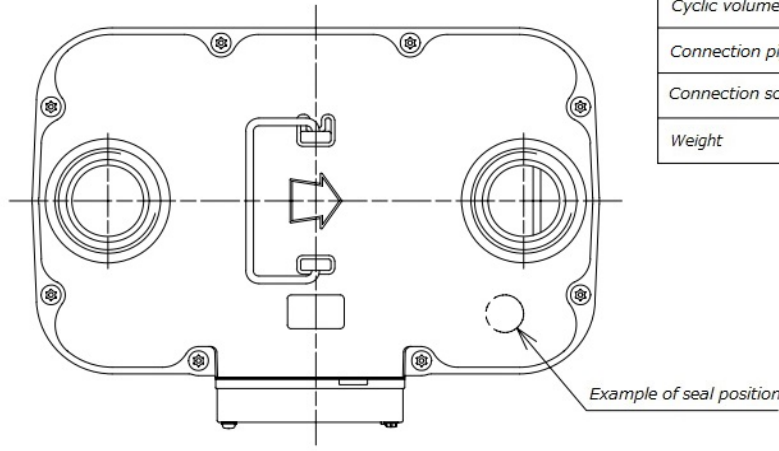
C

D

E

F

Gas Meter			
Type		NL10	NL16
Qmax.	m <sup>3</sup> /h	10	16
Pmax.	kPa	3.5	
Max. indicating Vol.	m <sup>3</sup>	99999	
Min. indicating Vol.	L	2	
Cyclic volume	L/rev.	4	
Connection pipe		32A	40A
Connection screw		M56x2	M64x2
Weight	kg	9	



<table border="1"> <tr> <td>③</td> <td></td> <td></td> </tr> <tr> <td>②</td> <td></td> <td></td> </tr> <tr> <td>①</td> <td></td> <td></td> </tr> </table>			③			②			①			MATERIAL		REMARK
③														
②														
①														
MARK	COUNT	DATE	REVISION	PROJECTION	SCALE	NAME								
					1:4	OUTLINE VIEW AND SPECIFICATION								
APPROVED	CHECKED	DRAWN	DATE	Azbil Kimmon Co.,Ltd. JAPAN		DRAWING No.								
Imamoto	t.suzuki	Kawada	2012.4.1			Z-NL01-A300B								

1

4